



What is needed for research with adults with learning disabilities?

More time to



Funding and pay



Changes to the research sector



Understand and value adults with learning disabilities



Support collaboration



Appreciate range of skills required




Address power imbalances


Partnerships

Academics + People with learning disabilities

Organisations



Accessible information



Guidance and training



Find out more here or email k.burland@leeds.ac.uk



UK Research and Innovation



UNIVERSITY OF LEEDS